

**OUR
NEXT
STEP IN
PROVEN
PROPULSION**



Save Fuel.
Optimize Performance.
Trust the Proven Leader.



The Allison Transmission 9-Speed Is Ready to Hit the Road.

Nothing meets the needs of your fleet better than this innovative solution from the leader in fully automatic transmissions. This is the culmination of decades of experience and billions of miles of reliable on- and off-road operation. The 9-Speed is the next step for those looking for proven solutions from the propulsion leader.



WHEN WE SAY PROVEN WE MEAN IT

Driving Innovation Forward

The 9-Speed is built on the tried and tested quality, reliability and durability of the Allison 2000 Series™ and engineered for the demands of commercial vehicles.

This isn't an upscaled automotive platform like our competitors — the 9-Speed is designed from the ground up to perform in tough stop-start duty-cycles with innovative components that will give your fleet more uptime, improved fuel economy, increased performance and reduced maintenance costs.

With nine forward ranges and three overdrive ranges, fleets can see the difference at the fuel pump. The new 1st and 3rd gears enable more efficient performance for frequent stop-start duty cycles, while the new 9th range provides greater economy while maintaining performance. Automatic skip shifts and nine gears to choose from enhance the performance of the vehicle whether you are making fast merges or driving lighter weight vehicles.

A New Solution With Proven Parts

We don't deviate from the core features drivers and owners have come to love about an Allison Automatic. Having significant parts commonality with the proven Allison 2000 Series™ 6-speed transmission, the 9-Speed is easy to integrate and service while furthering the smooth, productive driving experience you know.

ADVANTAGES OF THE 9-SPEED

The 9-Speed saves you time and money with upgraded features and design. These include:

- **UP TO 10% FASTER ACCELERATION FROM 0 TO 30 MPH***
- **UP TO 10% INCREASE IN FUEL ECONOMY***
- **10% INCREASE IN OUTPUT TORQUE***
- **UP TO 50% INCREASE IN RATIO COVERAGE***
- **FUELSENSE® 2.0 WITH DYNACTIVE® SHIFTING AND ACCELERATION RATE MANAGEMENT INCLUDED AS STANDARD**
- **ENHANCED CYBERSECURITY AND FUNCTIONAL SAFETY THROUGH 6TH GENERATION CONTROLS**
- **THREE OVERDRIVE RANGES**
- **SHIFT-BY-WIRE**

*Compared to a 2000 Series™ 6-speed transmission

Fuel Economy Improves Your Bottom Line


The 9-Speed was not only designed to handle the unique performance challenges fleets face every trip, but also to address the evolving fuel economy and sustainability requirements of today and tomorrow.

Improved fuel efficiency is enabled by selecting optimal axle ratios, engine speed cruising and torque converter lockup in first range, all while reducing sensitivity to axle ratio selection. When combined with other fuel saving features such as modifying shift schedules and FuelSense® 2.0, the Allison 9-Speed gives fleets a 10% increase in fuel economy and helps meet sustainability and CO₂ emissions.

Improved Fuel Economy




Lockup in First Range



Up to 50% More Ratio Coverage

Reduced Emissions



Increased Performance Improves Your Productivity

On top of improved fuel economy, the Allison 9-Speed, both wide and close ratio, provide higher ratio coverage and smaller average steps over an 8- or 6-speed product equating up to 50% more ratio coverage*. These smaller ratio steps enable even smoother shifts, resulting in efficient startability and improved performance.

The 9-Speed also increases productivity with faster, smoother acceleration and simple-to-use controls. Our wide ratio variant has the highest ratio coverage available with a deeper first gear than competitor transmissions. No one offers more control from throttle to drive to drivetrain.

With increased torque ratings up to 900 lb-ft input torque and 3600 lb-ft** of output torque and a max GCW of 57,000 lbs., the Allison 9-Speed was designed to handle the needs of fleets today and well into the future.

*Compared to an Allison 1000 or 2000 Series™ 6-speed
**Wide ratio only

Saving Fleet Owners Money

With available prognostics, a lifetime sump filter and an aluminized steel oil pan designed for commercial-duty toughness, the Allison 9-Speed’s proven components will give your fleet more uptime, reducing maintenance costs and frequency.

Drivers will appreciate the similarities when operating a 9-Speed-equipped vehicle and fleet owners will find that along with reduced maintenance costs and money saved at the pump, the 9-Speed may provide potential upfront acquisition cost savings when compared to an Allison 3000 Series™.

Experience the newest revolution in commercial-duty transmissions. Only the Allison 9-Speed combines the increased performance you need with the lower total cost of ownership and money-saving day-to-day operation.





Established Service Network

With over 1,100 Allison Authorized Distributors and Dealers in North America, you're never far from the service you need. When your fleet is working around the clock, trust Allison's service network to stay on the road longer.

Streamlined Serviceability

Our externally mounted Transmission Control Module (TCM) is chassis mounted with our fleet customers in mind. This means when your vehicle does need to go in for repairs, it's far easier to service than transmissions with an internally mounted TCM, reducing downtime and saving maintenance costs.

Commercial-Grade Parts

Allison transmissions are commercial-grade tough including our proven aluminized steel oil pan which was designed to withstand even the toughest duty cycle, unlike the unproven composite oil pan competitors use. Our products are proven on and off the road to give fleets more reliability and cost-saving durability.

The Power of Choice

Allison is the only fully automatic propulsion solution with The Power of Choice. Unlike our competitors, we believe that one size does not fit all, and our wide selection of 9-Speed models are designed to meet the exact requirements of our customers.

383 lbs (173.8 kg)

Shi

ized Steel Pan

383 lbs (173.8 kg)

Shi

ized Steel Pan

383 lbs (173.8 kg)

Shi

ized Steel Pan

383 lbs (173.8 kg)

Shi

ized Steel Pan

383 lbs (173.8 kg)


Shi

ized Steel Pan

Vocation	Input Power	Input Torque	Max GVW	Max GCW
	hp (kW)	lb-ft (N•m)	lbs (kg)	lbs (kg)
HS, MHS, PTS, RDS, SPS, IS	380 (283)	900 (1220)	57,000 (25,854)	57,000 (25,854)
T	300 (224)	660 (895)	33,070 (15,000)	33,070 (15,000)

* All ratings are "up to"

Model	First	Second	Third	Fourth	Fifth	Sixth	Seventh	Eighth	Ninth	Reverse
9-Speed Close Ratio (CR)	4.26	3.10	2.60	1.81	1.41	1.00	0.71	0.61	0.54	-4.49
9-Speed Wide Ratio (WR)	4.82	3.51	2.85	1.90	1.44	1.00	0.74	0.64	0.57	-5.09



A World of Support

From our headquarters in Indianapolis, Indiana, USA, to our manufacturing plants in Hungary and India, to approximately 1,600 Allison Authorized Distributors and Dealers around the globe, you are never far from the products, training, service and support you demand.

Our support starts from the moment an Allison transmission is specified. We work with you to ensure that the model and ratings fit your engine to create a tailored package of powerful performance and reliable efficiency. When you need parts or service, you can count on global access to factory-trained specialists and Allison Genuine Parts™.



One Allison Way
Indianapolis, Indiana USA 46222-3271

Information or specifications subject to
change without notice or obligation.

allisontransmission.com

SA9188EN (2024/05)

© 2024 Allison Transmission Inc.
All Rights Reserved.

